


*The Sling Specialist  
In Safe Patient  
Mobilization*



**SLING CATALOG**  
Reusable and Wipeable Series  
January 2017



Represented By:



For more information, please contact:

**Jon Ballou**  
Phone: (603) 833-0743  
jon@ergonomicsafetyinc.com

**Matt Center**  
Phone: (603) 748-9762  
matt@ergonomicsafetyinc.com

www.ergonomicsafetyinc.com

**Guide to Color Coding for Mobility Assessment**

**RED** Max Assist; Unable or does not cooperate

- Page 1.....A-TSL Series
- Page 2.....A-Seat Series
- Page 3.....A-TTurner Series
- Page 4.....A-Pannus/A-PannusSW

**ORANGE** Minimal to Moderate Assist; Stand by Assist or Contact Guard Assist

- Page 5.....A-SitStandSW
- Page 6.....A-WalkVSW
- Page 7.....A-BariV/A-BariVSW
- Page 8.....A-Limb
- Page 9.....A-WedgeSW

**YELLOW** Minimal to Moderate Assist; Stand by Assist

- Page 10.....A-BedLadderSW



Represented By:



For more information, please contact:

**Jon Ballou**  
Phone: (603) 833-0743  
jon@ergonomicsafetyinc.com

**Matt Center**  
Phone: (603) 748-9762  
matt@ergonomicsafetyinc.com

# Alpha Modalities

## A-TSL Series

**Intended use:** Turns, boosting up in bed, lateral transfers, and recumbent transfers.



Remains under patient



Soft to the touch

- Washable
- Latex Free

Item/Color	Size	SWL
A-TSLITF8-32	32"W 60"L/ 81.3cm x 152.4cm	660 Lb/ 300 Kg
A-TSLITF8-45	45"W 86"L/ 114.3cm x 218.4cm	1000 Lb/ 454 Kg
A-TSLITF8-45/100	45"W 100"L/ 114.3cm x 254cm	1000 Lb/ 454 Kg
A-TSLITF8-50	50"W 86"L/ 127cm x 218.4cm	1000 Lb/ 454 Kg
A-TSLITF8-60	60"W 86"L/ 152.4cm x 218.4cm	1000 Lb/ 454 Kg
A-TSLMEF8-45	45"W 86"L/ 114.3cm x 218.4cm	1000 Lb/ 454 Kg
A-TSLMEF8-50	50"W 86"L/ 127cm x 218.4cm	1000 Lb/ 454 Kg
A-TSLMEF8-60	60"W 86"L/ 152.4cm x 218.4cm	1000 Lb/ 454 Kg

IT- proprietary new innovation in sling fabric, incorporating three key features: breathability, wicking and antimicrobial  
ME-open weave mesh, breathable, multiple colors



Represented By:



For more information, please contact:

**Jon Ballou**  
Phone: (603) 833-0743  
jon@ergonomicsafetyinc.com

**Matt Center**  
Phone: (603) 748-9762  
matt@ergonomicsafetyinc.com

# Alpha Modalities

## A-Seat Series

**Intended use:** Seated transfers to and from bed, chair, toilet and wheelchair with head support.



Option to add amputee strap system

Mesh option for bathing



- Washable and wipeable\* option
- Latex Free

Size/ Trim Color	Recommended Weight range
A-Seat-S	31-75 Lb / 14-34 Kg
A-Seat-M	75-145 Lb / 34-66 Kg
A-Seat-L	145-220 Lb / 66-100 Kg
A-Seat-X	220-440 Lb / 100 -200 Kg
A-Seat-XX	440-800 Lb / 200-363 Kg

\*Wipeable fabric is non breathable  
Wipeable fabric does not come in Size XX



Represented By:



For more information, please contact:

**Jon Ballou**  
Phone: (603) 833-0743  
jon@ergonomicsafetyinc.com

**Matt Center**  
Phone: (603) 748-9762  
matt@ergonomicsafetyinc.com

Alpha  
Modalities

**A-TTurner Series**

**Intended use:** To turn patient and to hold patient onto their side.



Fits into lower back of patient

Bariatric size available



- Washable and wipeable\* option
- Latex Free

Item	SWL
A-TTurner	330 Lb/ 150 Kg
A-TTurnerB	660 Lb/ 300 Kg
A-TTurnerBSW	660 Lb/ 300 Kg

\*Wipeable fabric is non breathable



Represented By:



For more information, please contact:

**Jon Ballou**  
Phone: (603) 833-0743  
jon@ergonomicsafetyinc.com

**Matt Center**  
Phone: (603) 748-9762  
matt@ergonomicsafetyinc.com

Alpha  
Modalities

**A-Pannus/A-PannusSW**

**Intended use:** To assist in moving patient's panniculus away from the body for cleaning skin, wound checks, or dressing changes.



- Washable and wipeable\* option
  - Latex Free
- | Item       | SWL             |
|------------|-----------------|
| A-Pannus   | 1000 Lb/ 454 Kg |
| A-PannusSW | 1000 Lb/ 454 Kg |

\*Wipeable fabric is non breathable



Represented By:



For more information, please contact:

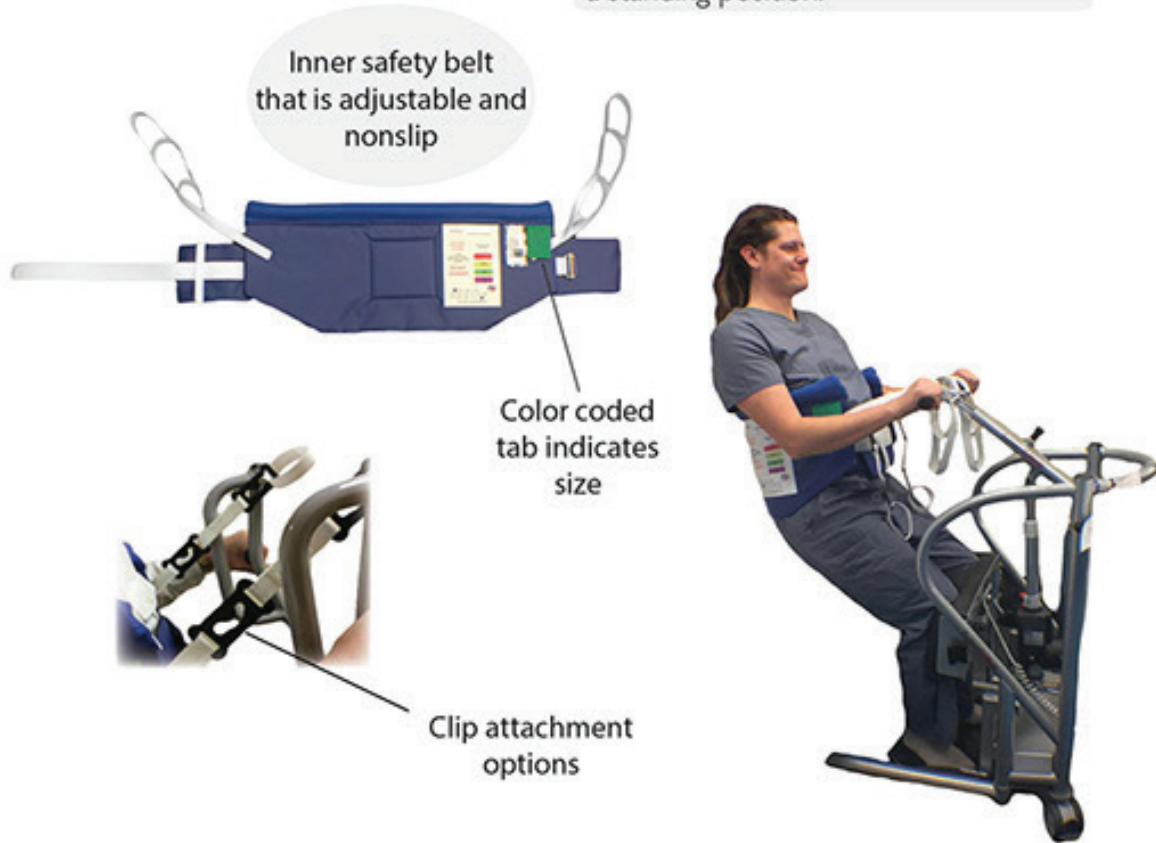
**Jon Ballou**  
Phone: (603) 833-0743  
jon@ergonomicsafetyinc.com

**Matt Center**  
Phone: (603) 748-9762  
matt@ergonomicsafetyinc.com

# Alpha Modalities

## A-SitStandSW

**Intended use:** Used with a powered mobile lift unit to assist a patient to a standing position.



- Wipeable\*
- Latex Free

Item	Waist	SWL
A-SitStandSW-S	28"-44" / 71.1-111.8cm	660 Lb/ 300 Kg
A-SitStandSW-M	38-55" / 96.5-139.7cm	
A-SitStandSW-L	45-64" / 114-162.6cm	
A-SitStandSW-XL	55-73" / 139.7-185.4cm	

\*Wipeable fabric is non breathable



Represented By:



For more information, please contact:

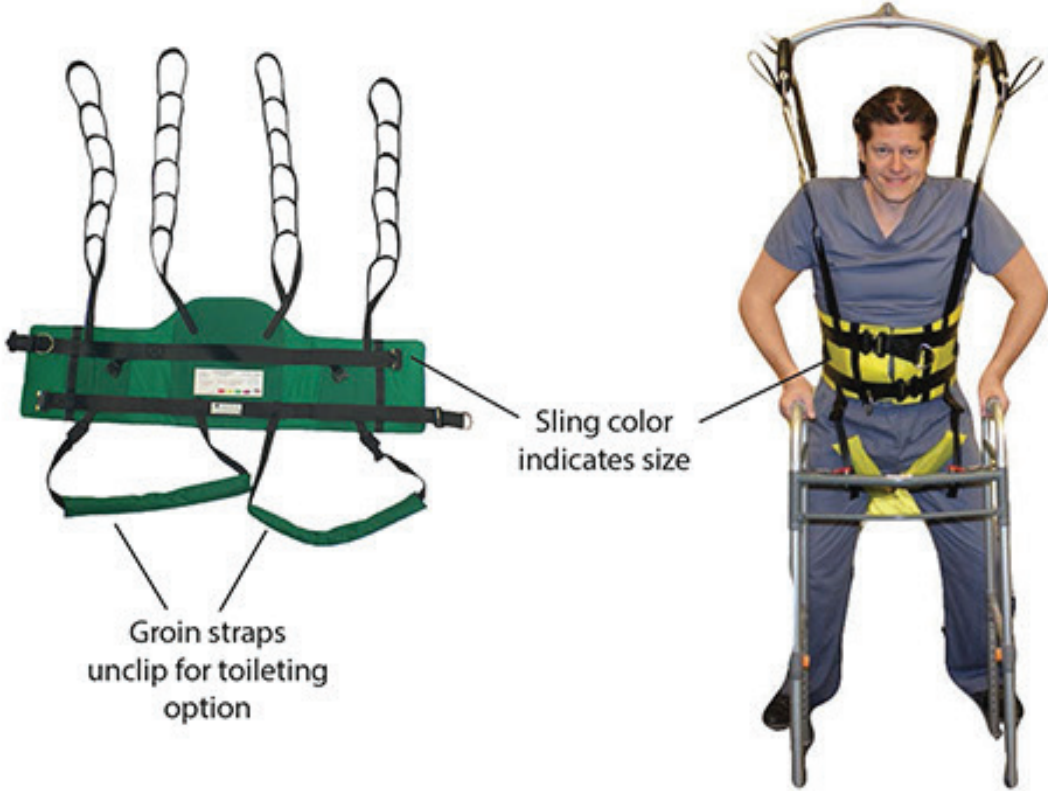
**Jon Ballou**  
Phone: (603) 833-0743  
jon@ergonomicsafetyinc.com

**Matt Center**  
Phone: (603) 748-9762  
matt@ergonomicsafetyinc.com

Alpha  
Modalities

**A-WalkVSWWL**

Intended use: Ambulation and gait training



- Wipeable\*
- Latex Free

Item	Chest Size	SWL
A-WalkVSWWL-Peds	20"-27" / 50.8--68.58cm	660 Lb/ 300 Kg
A-WalkVSWWL-S	32"-39" / 81.3--99.1cm	
A-WalkVSWWL-M	40"-44" / 101.6-111.8cm	
A-WalkVSWWL-L	42"-47" / 106.7-119.4cm	
A-WalkVSWWL-XL	49"-54" / 124.5-137.2cm	

\*Wipeable fabric is non breathable



Represented By:



For more information, please contact:

**Jon Ballou**  
Phone: (603) 833-0743  
jon@ergonomicsafetyinc.com

**Matt Center**  
Phone: (603) 748-9762  
matt@ergonomicsafetyinc.com

# Alpha Modalities

## A-BariV/A-BariVSWWL

Intended use: Ambulation and gait training



- Washable and wipeable\* option
- Latex Free

Item	Waist	Groin	SWL
A-BariV/ VSWWL-100	20-40"/51-102cm	12-20"/30-15cm	220 Lb/ 100 Kg
A-BariV/ VSWWL-200	40-70"/102-178cm	40-59"/102-150cm	440 Lb/ 200 Kg
A-BariV/ VSWWL-300	63-94"/160-239cm	63-88"/160-226cm	660 Lb/ 300 Kg
A-BariV/ VSWWL-400	74-112"/188-284cm	74-102"/188-259cm	880 Lb/ 400 Kg

\*Wipeable fabric is non breathable



Represented By:



For more information, please contact:

**Jon Ballou**  
Phone: (603) 833-0743  
jon@ergonomicsafetyinc.com

**Matt Center**  
Phone: (603) 748-9762  
matt@ergonomicsafetyinc.com

# Alpha Modalities

## A-Limb

**Intended use:** To support limbs for dressing, wound, and/or back care.



Clip or loop attachment option

Custom sizing available



- Washable and wipeable\* option
- Latex Free

Item	Size	SWL
A-LimbF8	33"x8" / 83.8cm x 20.3cm	1000 Lb / 454Kg

\*Wipeable fabric is non breathable



Represented By:



For more information, please contact:

**Jon Ballou**  
 Phone: (603) 833-0743  
 jon@ergonomicsafetyinc.com

**Matt Center**  
 Phone: (603) 748-9762  
 matt@ergonomicsafetyinc.com

# Alpha Modalities

## A-WedgeSW

**Intended use:** Positioning wedge to keep patient on their side; prevent sliding down in bed.

Two size options



Two inner materials options:  
Foam (FM)-Firm  
Bead (BN)-Pliable

- Wipeable\*
- Latex Free

Item	Size
A-WedgeSWFM-M	16"L (40.64cm) Positioning
A-WedgeSWFM-L	23"L(58.42cm) Positioning
A-WedgeSWBN-M	16"L(40.64cm) Contour
A-WedgeSWBN-L	23"L(58.42cm) Contour

\*Wipeable fabric is non breathable



Represented By:



For more information, please contact:

**Jon Ballou**  
Phone: (603) 833-0743  
jon@ergonomicsafetyinc.com

**Matt Center**  
Phone: (603) 748-9762  
matt@ergonomicsafetyinc.com

Alpha  
Modalities

**A-BedLadderSW**

**Intended use:** Allow patient to sit themselves up and lift limbs with minimal to no assistance.



Soft, pliable grips



MRI  
Compatible



- Wipeable\*
- Latex Free

Item	Size	SWL
A-BedLadderSW	63" / 160.02cm	600Lb/ 272Kg

\*Wipeable fabric is non breathable



Represented By:



For more information, please contact:

**Jon Ballou**  
Phone: (603) 833-0743  
jon@ergonomicsafetyinc.com

**Matt Center**  
Phone: (603) 748-9762  
matt@ergonomicsafetyinc.com

# Alpha Modalities

## Compatibility Statement

All lift motors perform a basic function, which is to go up and down. The interface between the lift, hanger bar and sling is critical for safety and patient comfort.

We test our slings with various manufacturers' hanger bars for compatibility to ensure that they are safe to use and are comfortable for the patient.

We guarantee compatibility with the following manufacturers:

- Guldmann AS
- Arjo Huntleigh
- Prism Medical
- Handicare
- Tollos
- EZ Way
- Hill Rom Liko
- Etac-Molift



Represented By:



For more information, please contact:

**Jon Ballou**  
Phone: (603) 833-0743  
jon@ergonomicsafetyinc.com

**Matt Center**  
Phone: (603) 748-9762  
matt@ergonomicsafetyinc.com

# Alpha Modalities

## Customizations

### Sling Fabric Colors




Also available in white or other custom colors



### Sling Label Options

### Multiple attachment options



Represented By:



For more information, please contact:

**Jon Ballou**  
 Phone: (603) 833-0743  
 jon@ergonomicsafetyinc.com

**Matt Center**  
 Phone: (603) 748-9762  
 matt@ergonomicsafetyinc.com

Cleaning instructions for Wipeable products:



- Clean with approved facility disinfectant for “ Non Critical Devices”, as per FDA guidelines
- Do not soak in solution of chlorine based bleach solution
- Do not autoclave or steam clean

Cleaning instructions for Washable products:



- Wash Temp not to exceed 185F /85 C
- Drying- Medium Heat not to exceed 165F / 74C
- Oxygen Based Bleach Recommended
- Max Load 850lbs Cycle

Warranty

Within the first Three (3) Years of use or production date, we will repair or replace, at no charge, any sling found to be defective in manufacturing or damaged in use /cleaning. Sling must be returned to us clean, freight prepaid and attached to Return Authorization Number.

*ALL PRODUCTS ARE LATEX FREE*



Represented By:



For more information, please contact:

**Jon Ballou**  
Phone: (603) 833-0743  
jon@ergonomicsafetyinc.com

**Matt Center**  
Phone: (603) 748-9762  
matt@ergonomicsafetyinc.com

[www.ergonomicsafetyinc.com](http://www.ergonomicsafetyinc.com)